

---

# Just the way you like it.

DenMat strives to exceed your expectations and provide best-in-class customer service. To help us deliver high quality, high aesthetic restorations, with all your preferences accounted for, please complete the following Doctor Preference Sheet. We will keep your details on file and ensure that every case comes back just the way you like it.

**Return the completed form to the DenMat Lab  
via one of the following:**

E-Mail: [laborders@denmat.com](mailto:laborders@denmat.com)

Fax: (805) 347-7921

Or send with your next case!



**dm**  
DenMat® Lab

---

# DenMat Lab

## Doctor Preference Form



DOCTOR NAME

DATE

OFFICE MANAGER NAME

PRACTICE NAME

OFFICE PHONE NUMBER

DOCTOR CELL NUMBER

FAX NUMBER

### Doctor Preferences Fixed (analog / digital)

#### Contacts



**Broad** (all interproximal spaces closed) / **Greenish blue**



**Normal** (football shape interproximal) / **Emerald green** (Default)



**Pinpoint** (light contact interproximal) / **Royal blue**

#### Occlusion

**In Occlusion** — shim stock paper / **Green** (Anterior Default)

**Light Occlusion** — slightly out of occlusion / **Baby blue** (Posterior Default)

**Out of Occlusion** — 3 tenths of a millimeter out of occlusion / **Dark Purple**

#### Die Spacer (space allows for cement and less retention)

**None** / **0**

**1 Coat** / **.025**

**2 Coats** / **.050** (Default)

**3 Coats** / **.080**

#### If occlusion is close, what would you prefer?

Call Doctor

Reduce Prep & Send Resin Reduction Coping

Relieve Opposing (Default)

Make Metal/Zirconia/Porcelain thin and relieve opposing

## Characterization (staining)

None

Light (Default)

Medium

See Pictures



## Surface Texture

None

Light (Default)

Medium

See Pictures



## Incisal Translucency

None

Minimal (Default)

Moderate



## Implant Abutment Preference

Cement retained

Screw retained with crown cemented to abutment (Default)

Screw retained without crown cemented to abutment

## Margin Depth on Custom Abutment (.5 mm, 1 mm, 1.5 mm)

Anterior: \_\_\_\_\_ Lingual \_\_\_\_\_ Mesial \_\_\_\_\_ Distal \_\_\_\_\_ Facial \_\_\_\_\_

Posterior: \_\_\_\_\_ Lingual \_\_\_\_\_ Mesial \_\_\_\_\_ Distal \_\_\_\_\_ Facial \_\_\_\_\_

## Tissue Displacement

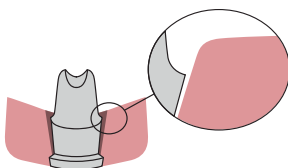
Concave

Convex (Default)

Straight

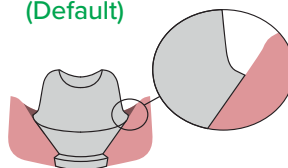
### NO Tissue Displacement

- Open gingival embrasure
- Follow healing abutment emergence angle with no pressure on tissue



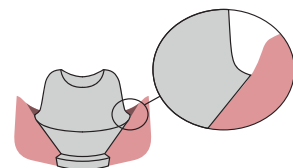
### SLIGHT Tissue Displacement

- Natural gingival embrasure
- Follow healing abutment emergence angle with minimal pressure on tissue (Default)



### HEAVY Tissue Displacement

- Closed gingival embrasure
- Follow healing abutment emergence angle with heavy pressure on tissue



## Custom Abutment Anodization

Gold (Default)

Pink

Bronze

Other \_\_\_\_\_

## Smile Preference — Courtesy of <https://denturewearers.com/choose-your-smile/>



Don't take chances. Browse our Smile Library below until you find the one that you like best.

1. Start with the cuspids, the third tooth from the center. Choose between the Flat, Pointed and Round categories.
2. Then choose the central and lateral incisors, the four middle teeth. The combinations progress from square to round, from 1-6.
3. Once you have chosen the smile design, you can further individualize the appearance by lengthening the central incisors (the two front teeth) and/or shortening the two lateral incisors (the two front side teeth).

### *Flat Cuspid Family*



### *Pointed Cuspid Family*



### *Round Cuspid Family*



Follow Pre-op or Pictures



By Lorin Berland DDS  
& David Traub DMD  
[denturewearers.com](https://denturewearers.com)

# Doctor Preferences A.R.T.

## Desired A.R.T. Preparation Approach

- Additive Only** — No tooth reduction
- Strategic** — Additive and Reductive- Strategic reduction while maintaining arch form (Default)
- Idealized** — Additive and Reductive- Moderate to significant tooth reduction to optimize esthetics

## Inadequate Clearance

- Spot opposing (Default)
- Call me if reduction exceeds 1 mm
- Open VDO

## If final preps deviate from suggested ART preps okay to

- Deviate minimally from wax-up (Default)
- Reduction template if applicable
- Call me

## Notes